

Features

- ❖ English-Polish and Polish-English dictionaries with a total of 430,000 words
- ❖ English explanatory dictionary of 12,000 words
- ❖ TOEFL dictionary of 5,000 words
- ❖ Voice function in English
- ❖ A selection of popular American idioms
- ❖ English irregular verbs
- ❖ 12-topic English-Polish phrasebook
- ❖ Examination
- ❖ Instant reverse translation
- ❖ Dictionary Look-up and Fuzzy Search functions
- ❖ Advanced word recognition
- ❖ Calculators (Basic and Scientific)
- ❖ Metric and currency converters
- ❖ Local and World time
- ❖ Calendar
- ❖ Daily alarm
- ❖ Bilingual interface
- ❖ Four logic games
- ❖ Built-in speaker
- ❖ Headphone jack

GETTING STARTED

LCD Marks and Their Meanings



Key tone enabled



SHIFT key pressed



Batteries low



Voice function available




Daily Alarm is *On*

- ▼, ▲ Vertical scrolling enabled
- ←, → Horizontal scrolling enabled

 ECTACO Partner® EP300T is powered by three AAA (LR03) batteries.


Control and Editing Keys

- RESET** Re-initialize system
- ON/OFF** Turn the device on or off
- ◀, ▶ Move cursor; select
- ▼, ▲ Select; scroll; change values
- ⌵, ⌶ Scroll pages
- ENTER** Execute; save changes
- Enter space
- ESC** Close; cancel; quit; return
- ↔ Switch language
- SHIFT + key** Enter Polish diacritic letters
- SHIFT + ◀** Backspace
- SHIFT + ▶** Enter the " _ " character
- SHIFT + ▲** Enter the "?" character
- SHIFT + ▼** Enter the "*" character
-  Pronounce (where available)
- A, P** Set AM or PM (in 12-hour format)

Shortcut Keys

- EP DICT** English-Polish Dictionary
- EE DICT** English Explanatory Dictionary
- TOEFL** TOEFL Dictionary
- PHRASES** Phrasebook
- IDIOMS** Popular Idioms
- VERBS** Irregular Verbs
- GAMES** Games
- CALC** Calculations

TIME	Time
SETUP	System Setup

 When you turn the device on for the first time, press "Y" when the *Clear all data? Y/N* message is displayed.

Main Menu

The *Main Menu* icons represent the following sections: *Dictionaries*, *Useful English*, *Examination*, *Calculations*, *Time*, *Calendar*, *Games*, and *System Setup*.

To open the selected section, press ENTER.

DICTIONARIES

Select *English-Polish*, *Polish-English*, *English-English* or *TOEFL* and then start typing the word you want to translate.

When the desired word appears on the screen, press ENTER to display its translation(s).

Use the ▼ or ▲ keys to scroll the translation(s).

Use ◀ or ▶ to page through the entries list.

To return to the input screen, press ESC.

Translations are marked with the following labels representing parts of speech: **A** – adjective; **ABBR** – abbreviation; **ADV** – adverb; **ART** – article, **AUX** – auxiliary; **CONJ** – conjunction; **ID** – idiom, **INTRJ** – interjection; **N** – noun, **NPR** – proper noun, **NUM** – numeral; **PART** – particle, **PHR** – phrase, **PREF** – prefix, **PREP** – preposition, **PRON** – pronoun; **SUFF** – suffix; **V** – verb. These are given in square brackets.

Polish nouns are marked with gender and number labels: **F** – feminine, **M** – masculine, **MF** – common gender, **N** – neuter, **PL** – plural.

USEFUL ENGLISH

Irregular verbs

Type the first letter of the desired verb and scroll through the list to find it.

Popular Idioms

Type the first letter of the desired idiom and scroll through the list to find it.

Phrasebook

Select a topic. Press ENTER to see its subtopics and phrases.

LEARNING

To check your knowledge of words, enter the *Examination* subsection. Try to guess letters in the word by entering them from the keyboard.

To display the hidden word, press ENTER. Then press any key to continue.

To change the current dictionary, enter the *Select dictionary* subsection and then select the desired dictionary.

CALCULATIONS

The *Calculations* section includes *Basic Calculator*, *Scientific Calculator*, *Metric Conversion*, and *Currency Conversion* subsections.

Basic Calculator

Use this application as an ordinary pocket calculator.

Scientific Calculator

Use the *Scientific Calculator* to perform advanced scientific calculations.

Metric Conversion

Choose a subsection by pressing ▼ , ▲ . Press ENTER.

Input the value.

Currency Conversion

Setting Rates

Select the *Set rate* subsection to specify currency names and rates. New currencies may be added in place of question marks.

Specify exchange rates relative to the basic currency (whose rate should equal 1).

Enter the *Display rates* subsection to check currency rates.

Conversion

Enter the *Calculation* subsection.

Select a currency name and enter an amount. Press ENTER.

TIME

Local Time

Shows the names of the selected city and country, the date, day of the week and the current time for that city. You may specify these settings in the *System Setup* section.

World Time

Shows the names of the selected city and country, date, day of the week, and the current time for that city.

To see information for another city, scroll through the alphabetic list by pressing ▼ , ▲ .

To see information for another country, scroll through the alphabetic list by pressing ◃ , ◅ .

You can quickly find the desired city by entering the first letter of its name.

When you find the desired city, press ENTER to save changes.

CALENDAR

The *Calendar* shows the current date, day of the week, month, and year.

 Make sure the *Clock* (in the *System Setup* section) is properly adjusted.

GAMES

Sokoban

The object of *Sokoban* is to move all the chips to the places marked with "X".

Press ▼ or ▲ to set the difficulty level.

Press ENTER to start the game.

Use ▼ , ▲ , ◀ , ▶ to control the mover.

Rendzu

Players take turns putting black and white chips on the intersection points of the grid. Each player tries to build up an uninterrupted vertical, horizontal, or diagonal row of five chips of the selected color, simultaneously preventing the opponent from doing the same.

Press ENTER to start the game.

To make your move, use ▼ , ▲ , ◀ , ▶ and then press ENTER.

Reversi

There are chips of two colors in this game: black and white. When a player encircles the opponent's chip(s), these change their color. When you cannot encircle the opponent's chip(s), you will skip your move and let the opponent encircle your chip(s). When the playing field is full, the game will end. The winner is the one who has encircled most of the chips.

Press ENTER to start the game.

Use ▼ , ▲ , ◀ , ▶ to move the chip. Press ENTER to confirm your choice.


Minesweeper

The object of *Minesweeper* is to locate all the mines without uncovering any of them. If you uncover a mine, you lose the game.

Set the difficulty level by pressing ▼ or ▲ .

Press ENTER to start the game.

Use:

- ▼ , ▲ , ◀ , ▶ to move the cursor;
-  (SPACE) to mark a square you suspect contains a mine;
- ENTER to uncover a square.

If a number appears on a square, it indicates how many mines are in the eight squares that surround the numbered one.

SYSTEM SETUP

Unless stated otherwise, enter a subsection and select the desired option with ▼ , ▲ . Then press ENTER to confirm your choice.

Interface Language

You can switch interface language between *English* and *Polish*.

Clock

Specify the current date and time by using ▼ , ▲ , ◀, ▶ . Press ENTER.

In the subsequent screen enter the first letter of a city/country name and then select the appropriate city/country from the list by using ▼ , ▲ .

Daily Alarm

Use:

- ◀, ▶ to switch between hours and minutes;
- ▼ , ▲ to change a value;
- A, P to specify AM or PM.

Press ENTER to save changes.

Press ▼ , ▲ to turn the alarm on/off.

Time/Date Format

Month-Day-Year date format can be changed to Day-Month-Year. 24-hour time format can be changed to 12-hour format.

Set Contrast

Change the *Contrast level* by using ◀, ▶ .

Key Tone

The *Key tone* is turned on by default. This feature is designed to produce a short beep every time you press a key on the device's keyboard.

Set Sleep Time

Adjustable range: 3 to 12 minutes. During a few seconds before automatic shutdown, the device produces an intermittent signal.